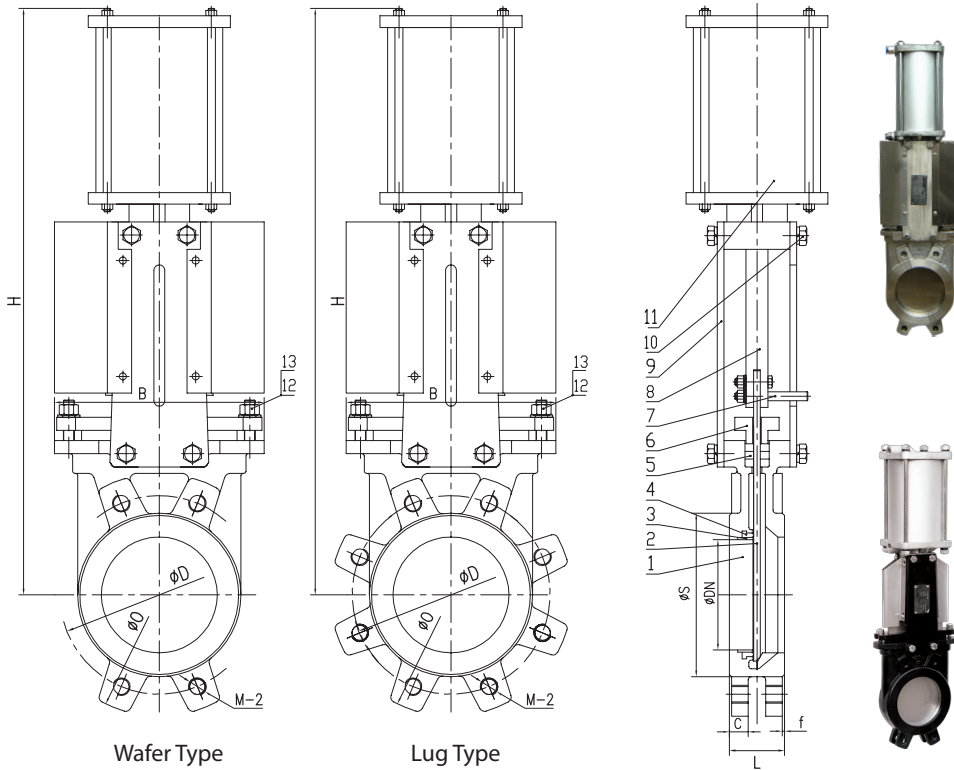




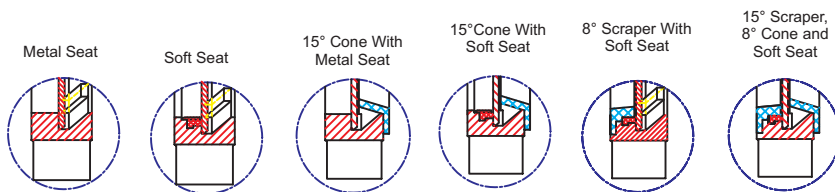
V301 (Wafer) / V302 (Lug) Type Knife Gate Valves With Pneumatic Actuators



Wafer Type

Lug Type

No	Description	Material
1	Body	GG25
		GGG40
		WCB
		SS304
2	Gate	SS304
		SS316
3	Retainer Ring	304/316
4	Sealing Ring	EPDM
		Viton
		NBR
		Metal
5	Packing	PTFE+Silicone
6	Packing gland	GGG40/SS316
7	Indicator	SS304
8	Stem	SS420/SS316
9	Support plates	ASTM A36
10	Steel block	ASTM A105
11	Stem nut	ASTM B62
12	Hand wheel	ASTM A126
13	Bolt	ASTM A193 B8
14	Hand wheel cap	ASTM A105
15	Protector	ASTM A36
16	Bolt	ASTM A193 B8
17	Nut	ASTM A194 8



Dimensions (mm)

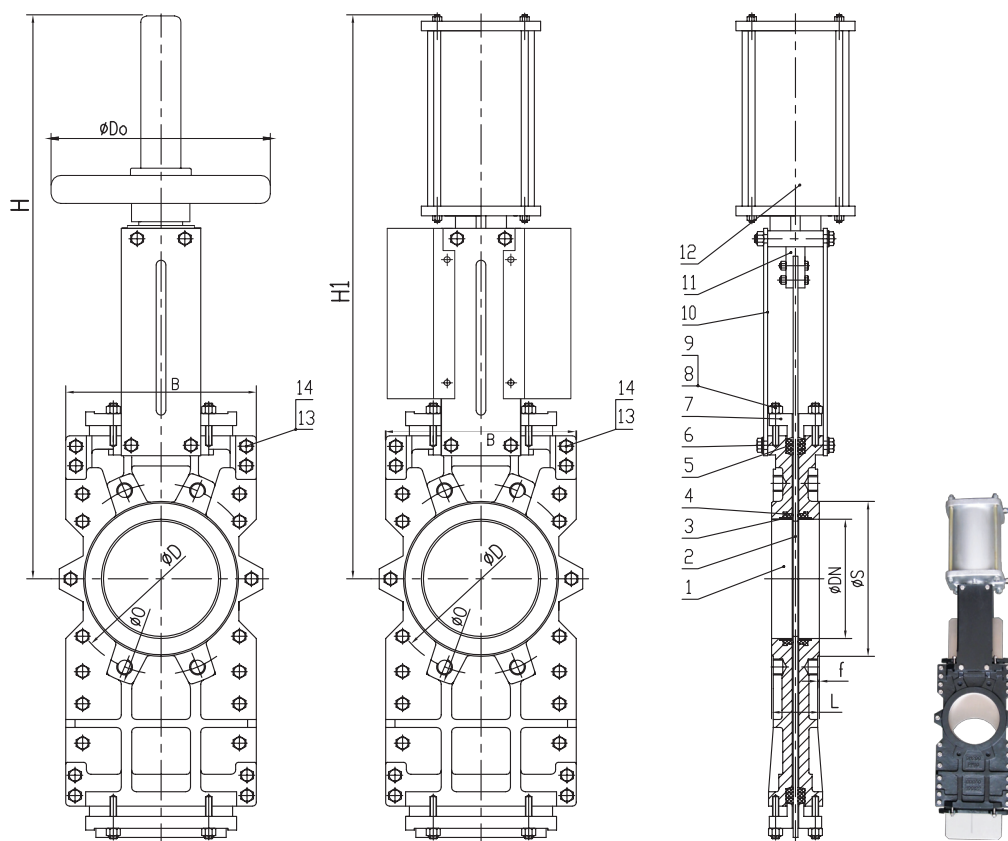
Size (DN)	L	ØO	ØD	S	C	f	B	H	S	Wafer PN10 Flanges			Lug PN10 Flanges		Weight (Kg)	
									(B.S.P)	M	☐	○	M	☐	Wafer	Lug
50	40	165	125	95	16	2	136	430	1/4"	M16	4	-	M16	4	7,0	7,0
65	40	185	145	110	16	2	151	460	1/4"	M16	4	-	M16	4	9,0	9,0
80	50	200	160	127	17	2	170	510	1/4"	M16	4	4	M16	8	12,0	13,0
100	50	220	180	148	17	2	190	570	1/4"	M16	4	4	M16	8	14,0	16,0
125	50	250	210	174	17	2	212	660	1/4"	M16	4	4	M16	8	22,0	24,0
150	60	285	240	199	21	2	230	720	1/4"	M20	4	4	M20	8	25,0	28,0
200	60	340	295	250	21	2	286	890	1/4"	M20	4	4	M20	8	38,0	41,0
250	70	395	350	308	24	2	338	1120	3/8"	M20	8	4	M20	12	65,0	69,0
300	70	445	400	360	24	2	388	1230	3/8"	M20	8	4	M20	12	77,0	83,0
350	96	505	460	416	33	2	460	1370	3/8"	M20	12	4	M20	16	125,0	132,0
400	100	565	515	466	35	2	520	1570	3/8"	M24	12	4	M24	16	165,0	173,0
450	106	615	565	518	36	2	580	1720	1/2"	M24	16	4	M24	20	235,0	244,0
500	110	670	620	572	37	2	620	1850	1/2"	M24	16	4	M24	20	306,0	316,0
600	110	780	725	664	37	2	720	2150	1/2"	M27	16	4	M27	20	494	508,0



V303 Through Conduit Type Manual/Pneumatic Type Knife Gate Valves

V303 Through conduit type knife gate valves are made of two pcs body parts that are bolted together. These valve are bidirectional with equal maximum differential pressure resistance from

the both flow directions. Through conduit knife gate valves are ideally used in pneumatic transportation of abrasive powders and highly concentrated paper stock.



No	Description	Material
1	Body	GG25
		GGG40
		WCB
		SS304
2	Gate	SS304
		SS316
3	Retainer Ring	304/316
4	Sealing Ring	EPDM
		Viton
		NBR
		Metal
5	Packing	PTFE+Silicone
6	Bolt	SS304
7	Gland follower	GGG40
8	Bolt	SS304
9	Nut	SS304
10	Support plates	ASTM A36
11	Air cylinder stem	SS304
12	Pneumatic actuator	Aluminum
13	Bolt	SS304
14	Nut	SS304

Dimensions (mm)

Size (DN)	L	ϕO	ϕD	S	C	f	B	H	H1	S (B.S.P)	Wafer PN10 Flanges			Weight (Kg)	
											M			Manual	Pneumatic
50	40	165	125	95	16	2	136	470	560	1/4"	M16	4	-	12,0	14,0
65	40	185	145	110	16	2	151	525	600	1/4"	M16	4	-	14,0	16,0
80	50	200	160	127	17	2	170	565	660	1/4"	M16	4	4	16,0	18,0
100	50	220	180	148	17	2	190	640	740	1/4"	M16	4	4	20,0	23,0
125	50	250	210	174	17	2	212	715	860	1/4"	M16	4	4	29,0	34,0
150	60	285	240	199	21	2	230	830	950	1/4"	M20	4	4	35,0	41,0
200	60	340	295	250	21	2	286	1030	1150	1/4"	M20	4	4	62,0	73,0
250	70	395	350	308	24	2	338	1250	1320	3/8"	M20	8	4	89,0	105,0
300	70	445	400	360	24	2	388	1450	1550	3/8"	M20	8	4	110,0	128,0
350	96	505	460	416	33	2	460	1640	1720	3/8"	M20	12	4	174,0	210,0
400	100	565	515	466	35	2	520	1850	1960	3/8"	M24	12	4	266,0	310,0
450	106	615	565	518	36	2	580	2075	2150	1/2"	M24	16	4	326,0	380,0
500	110	670	620	572	37	2	620	2325	2300	1/2"	M24	16	4	372,0	450,0
600	110	780	725	664	37	2	720	2690	2700	1/2"	M27	16	4	445,0	640,0